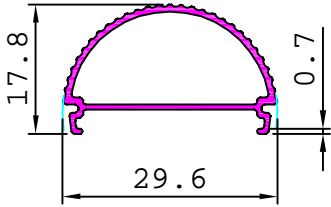
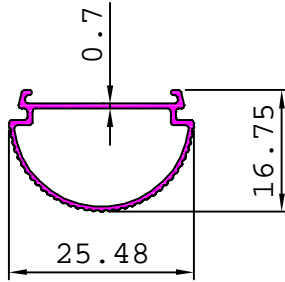


**TUBE LIGHT SECTIONS**

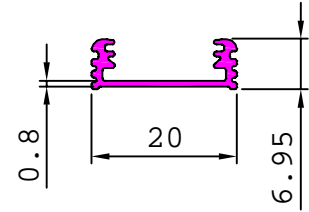
25201 0.173 kg/m



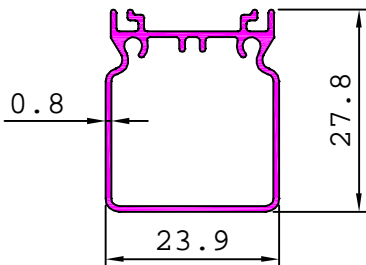
25214 0.129 kg/m



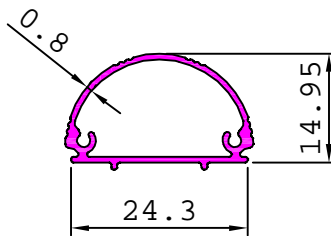
25276 0.104 kg/m



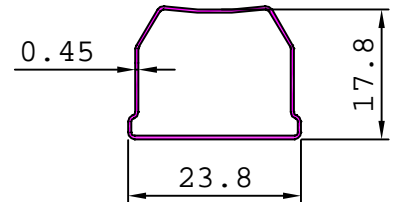
25806 0.265 kg/m



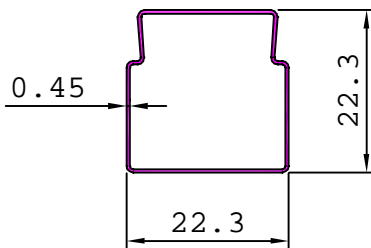
25249 0.174 kg/m



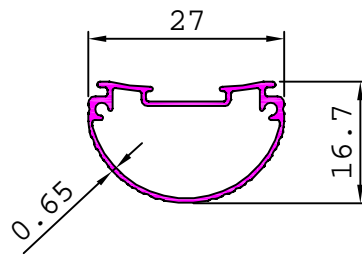
25272 0.092 kg/m



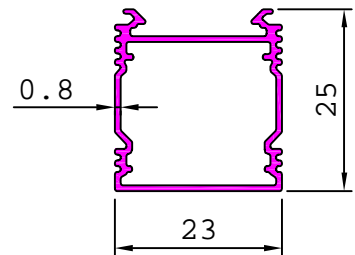
25273 0.104 kg/m



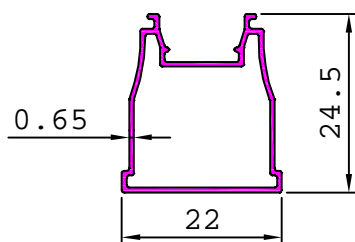
25299 0.157 kg/m



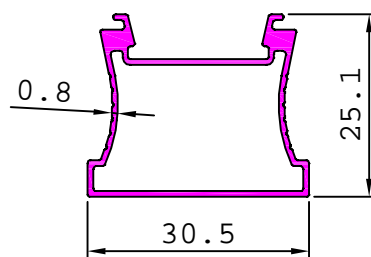
33588 0.249 kg/m



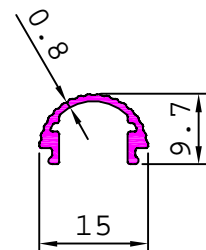
25342 0.173 kg/m



25293 0.284 kg/m

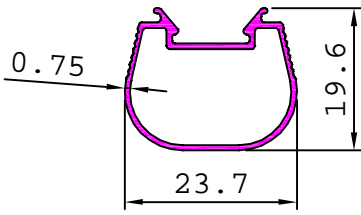


25344 0.090 kg/m

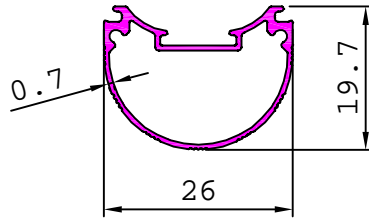


**TUBE LIGHT SECTIONS**

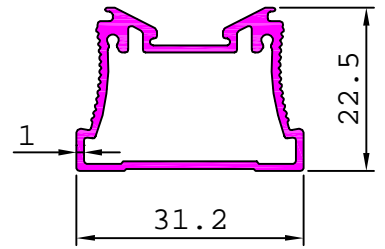
25351 0.166 kg/m



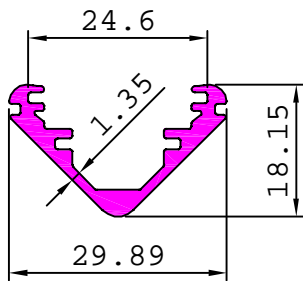
25259 0.183 kg/m



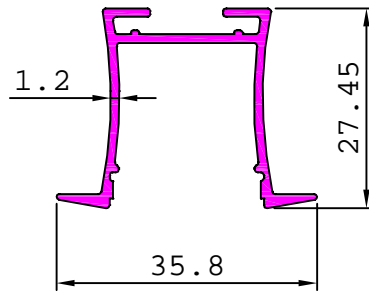
25260 0.361 kg/m



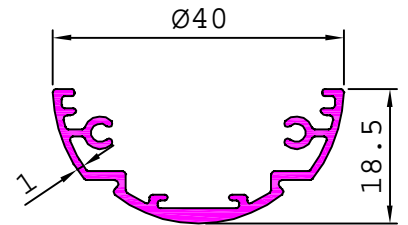
25277 0.302 kg/m



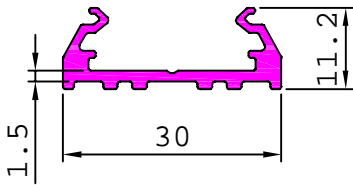
25411 0.326 kg/m



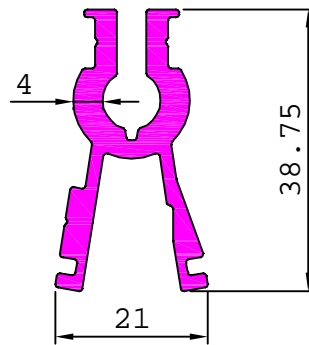
25359 0.309 kg/m



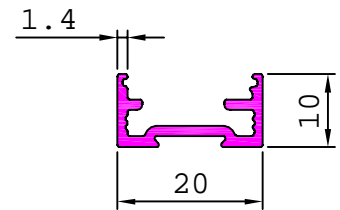
25345 0.262 kg/m



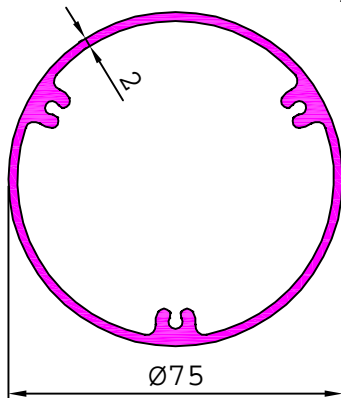
25389 0.730 kg/m



S6547 0.169 kg/m



25379 1.607 kg/m



25358 1.355 kg/m

